






TIPS FOR

ATM Safety



Today, you can enjoy the convenience of TransFund where you live, work and shop. And because a TransFund card gives you fast, easy and reliable access to your accounts, you'll want to use caution every time you visit an ATM. Here are a few simple tips:

1. **Observe your surroundings.** If the ATM is obstructed from view or poorly lit, go to another machine. 
2. **Take along a friend,** if you can, especially at night.
3. **Be prepared.** Have your card in hand when you approach the ATM.
4. **Look out for suspicious activity.** If you feel uneasy, cancel your transaction and leave the area immediately. 
5. **Don't display your cash.** Put it away immediately and always take your receipt. 
6. **If you leave your car** to walk to an ATM, always lock the car before approaching the machine.
7. **If you drive up to an ATM,** be sure to keep your doors locked and engine running while conducting your transaction. 
8. **If you are followed** after using an ATM, go to a crowded, well-lit area and call the police.
9. **Always keep your PIN private.** Never write it on anything in your wallet or on the card itself.
10. **Report any incident** immediately to your financial institution and the police. 